


FEED STORAGE



**DESIGNED TO PERFORM.
PROVEN TO DELIVER.™**



FEED STORAGE

ALL-OUT PERFORMANCE AND RELIABILITY

The feed bin is the very heart of any feeding system. If the bin lets you down, the system quits. Chore-Time's ALL-OUT® Feed Management System raises the industry standard for being durable and reliable. The innovative design and features for Chore-Time's state-of-the-art feed bins and their accessories provide solutions for better productivity and bin performance in your operation. Chore-Time's feed bin accessories also add more value and convenience to the feeding system by helping to make feeding chores easier.

ALL-OUT® System for "all-out" feed bin performance

- › Chore-Time's ALL-OUT® System bin design offers greater longevity and works to promote a uniform mass flow of feed out of the bin for first-in, first-out feed performance.
- › Chore-Time's Feed Bins are manufactured to our exacting quality standards in our own factory.
- › Bin builders prefer Chore-Time's precision manufacturing because it means these bins assemble easily to save time and labor during construction.
- › CHORE-TIME® Feed Bin diameters range from 6 to 15 feet (1.8 to 4.6 m). Larger bin sizes are also available.
- › Body sheets are formed with the standard 2.66-inch corrugation from long-lasting, galvanized steel in gauges ranging from 8 to 20.
- › Bin lids, collars, hopper sheets and



40° ROOF SLOPE

- › Chore-Time Feed Bin roofs feature a 40-degree angle for maximum filling capacity.
- › Taller roof profile makes the fill hole more visible for feed truck augers.

roof panels receive the same careful attention as body sheets.


- › Hoppers are available in 60- and 67-degree angles to match user requirements based on the feed type to be stored.
- › Bin legs are fabricated from heavy, galvanized steel to make a column-like structure formed with six separate bends or "breaks" for added strength.
- › Bins are assembled using high-strength grade 8 bin seal bolts with special JS-1000™ weather-resistant coating.
- › Optional polypropylene-encapsulated head bolts provide enhanced corrosion resistance.

JS-1000 trademark is not owned or licensed by CTB.



POLYCARBONATE UPPER BOOTS

- › Available in translucent red polycarbonate for durability and impact resistance.
- › Optional clear model available.
- › Available in straight-out, 30-degree, single or twin configurations.
- › Designed for Chore-Time FLEX-AUGER® Coreless Auger System and also works with 4-inch (102-mm) and 6-inch (152-mm) solid-core augers.
- › Boot transition promotes even feed flow and offers the ability to visually inspect the feed flow to the bin's boot and auger system.




SPRING-LOCK® LID

- › Exclusive SPRING-LOCK® Lid provides a positive, spring-aided closing action, yet is easy to open with one hand.
- › Patented design resists wind and keeps out snow and rain.
- › When open, the lid slides down and out of the way of feed truck's auger.
- › Also allows remote bin opener location to aid biosecurity measures.



HYDROSHIELD® WEATHER GUARD

- › HYDROSHIELD® Weather Guard directs moisture to drip off the bin's sidewall to keep it off the bin's hopper and boot.
- › Standard feature for all Chore-Time feed bins.



SMOOTH INNER SURFACE

- › The bottom edge of Chore-Time's bin hopper panels are off-set to provide a tighter-sealing, smooth inner surface to aid feed flow.


FEED STORAGE

OUTSTANDING BIN FEATURES



HOPPER ACCESS DOOR

- › Optional ACCESS PLUS® Hopper Access Door permits easy clean out of the bin from the ground.
- › Door panel lifts out for convenient bin interior access.



SHAKER-PLATE® CONTROL

- › Patented SHAKER-PLATE® Material Flow Control option vibrates to create mass flow of stored feed.



16-INCH HOPPER OPENING

- › Chore-Time's popular 16-inch (406-mm) diameter hopper opening and bin boot is standard.
- › Optional 25-inch (635-mm) diameter hopper opening and boot offers you greater operational versatility. Galvanized steel transitions available.



25-INCH HOPPER OPENING



WEIGH-MATIC® SCALE SYSTEM

- › Digital WEIGH-MATIC® Bin Scale System uses temperature-compensated load cells to give highly accurate real-time feed inventory weights.
- › This bin option aids in better managing feed stored in individual feed bins – without having to climb feed bins!




FEED VIEWING WINDOWS

- › Optional feed viewing windows are available to fit either bin sidewall or hopper.
- › Check feed levels without climbing the feed bin.



HOPPER SLIDE VALVE

- › Unique Hopper Slide Valve Kit is an option that provides an alternative way to easily remove small amounts of feed from a feed bin.



STURDY LADDER SYSTEM

- › Sturdy ladder system securely bolts to both bin roof and bin sidewall.
- › The roof ladder is standard on all bins 7-foot (2.1 m) diameter and larger.
- › The optional sidewall ladder system includes a patented handrail at the top to aid the transition from the sidewall ladder to the roof ladder.
- › Ladder rungs are made of round, galvanized steel tubing securely swedged to the ladder's side rails and provide a hand-filling, secure grip for comfortable, easy climbing.
- › The sidewall ladder design includes plenty of space between the rungs and bin wall for a firm footing.



LADDER SECURITY DOOR

- › Optional ladder security door aids hog farmers in their bio-security measures by helping restrict unauthorized access to the feed bin's ladder.




LADDER RUNGS



BOOT SLIDE ACTUATORS

- › Choice of manual and automatic actuators for simple, trouble-free operation of the bin boot's shut-off slide.
- › Automatic boot slide actuator helps manage feed inventories to automatically switch bins to prevent feed systems from running empty and pigs running out of feed.
- › If both bins are empty or if there is a feed flow problem, the automatic actuator turns the feed delivery system off and issues an alert.



MANUAL BOOT SLIDE ACTUATOR



FEED STORAGE

ALL-OUT® FEED MANAGEMENT SYSTEM



Chore-Time and its sister company, Brock, have been providing feed bins to the hog industry since 1957. They have led the way in updating bin designs to include features that provide solutions to common industry problems. Chore-Time's feed bin today continues to feature the strength, quality, design and warranty backing that result in a bin you can count on for years of reliable service.

Select hopper bin sizes (additional models also available) Including 40° Roof, SPRING-LOCK® Lid and HYDROSHIELD® Weather Guard

MODEL	CAPACITY 40 LB./CUBIC FT.		HEIGHT TO FILL FEET-INCHES
	TONS	CUBIC FEET	
6-Foot (1.8-Meter) Diameter Bins w/60° Hopper			
6-Ft. 1-Ring	3.1	156.9	11' 6"
6-Ft. 2-Rings	4.6	231.9	14' 2"
6-Ft. 3-Rings	6.1	306.9	16' 10"
6-Ft. 4-Rings	7.6	381.9	19' 6"
7-Foot (2.1-Meter) Diameter Bins w/67° Hopper			
7-Ft. 1-Ring	4.9	245.6	14' 9"
7-Ft. 2-Rings	6.9	347.0	17' 5"
7-Ft. 3-Rings	9.0	448.4	20' 1"
7-Ft. 4-Rings	11.0	549.8	22' 9"
7-Ft. 5-Rings*	13.0	651.2	25' 5"
7-Ft. 6-Rings*	15.1	752.6	28' 1"
9-Foot (2.7-Meter) Diameter Bins w/60° Hopper			
9-Ft. 1-Ring	8.6	427.6	15' 7"
9-Ft. 2-Rings	12.0	597.6	18' 3"
9-Ft. 3-Rings	15.4	767.6	20' 11"
9-Ft. 4-Rings	18.8	937.6	23' 7"
9-Ft. 5-Rings*	22.2	1107.6	26' 3"
9-Ft. 6-Rings*	25.6	1277.6	28' 11"
9-Ft. 7-Rings*	28.9	1442.6	31' 7"

MODEL	CAPACITY 40 LB./CUBIC FT.		HEIGHT TO FILL FEET-INCHES
	TONS	CUBIC FEET	
12-Foot (3.7-Meter) Diameter Bins w/60° Hopper			
12-Ft. 1-Ring	17.8	887.5	19' 5"
12-Ft. 2-Rings	23.7	1186.0	22' 1"
12-Ft. 3-Rings	29.7	1484.4	24' 9"
12-Ft. 4-Rings*	35.7	1782.9	27' 5"
12-Ft. 5-Rings*	41.6	2081.3	30' 1"
12-Ft. 6-Rings*	47.6	2379.9	32' 9"
12-Ft. 7-Rings*	53.6	2678.3	35' 5"
15-Foot (4.6-Meter) Diameter Bins w/60° Hopper			
15-Ft. 2-Rings*	41.5	2076.0	25' 10"
15-Ft. 3-Rings*	50.9	2542.5	28' 6"
15-Ft. 4-Rings*	60.2	3008.6	31' 2"
15-Ft. 5-Rings*	69.5	3474.9	33' 10"
15-Ft. 6-Rings*	78.8	3941.2	36' 6"
15-Ft. 7-Rings*	88.2	4407.5	39' 2"
15-Ft. 8-Rings*	97.5	4873.8	41' 10"

Feed bin models 9-ft. 3-rings and larger feature hopper reinforcement angles and a heavy gauge steel welded collar to help the bin hold its shape over many years of hard use.

*Includes ladder safety cage. Safety cages are included as a standard feature for bin ladders exceeding 20 feet (6 m) in height, conforming with U.S. OSHA standards.

