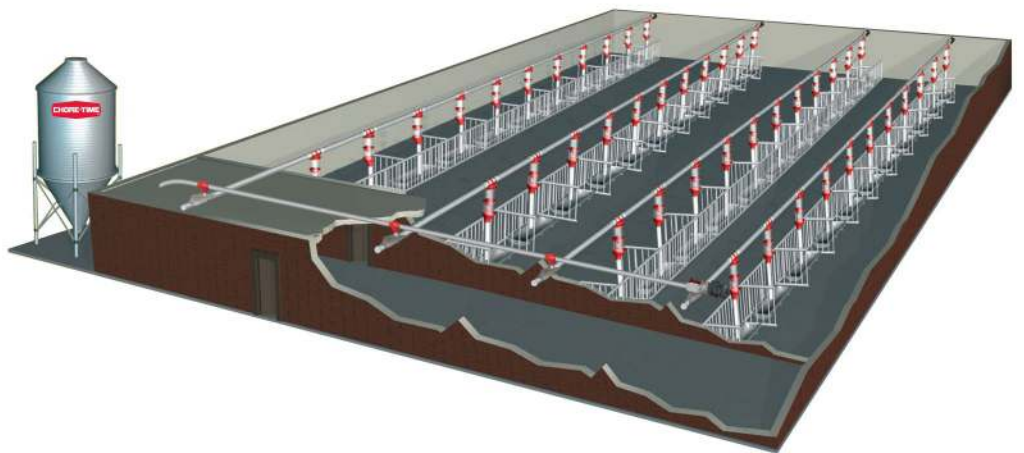



CHORE-TIME[®]



FLAG™ FEED DELIVERY SYSTEM

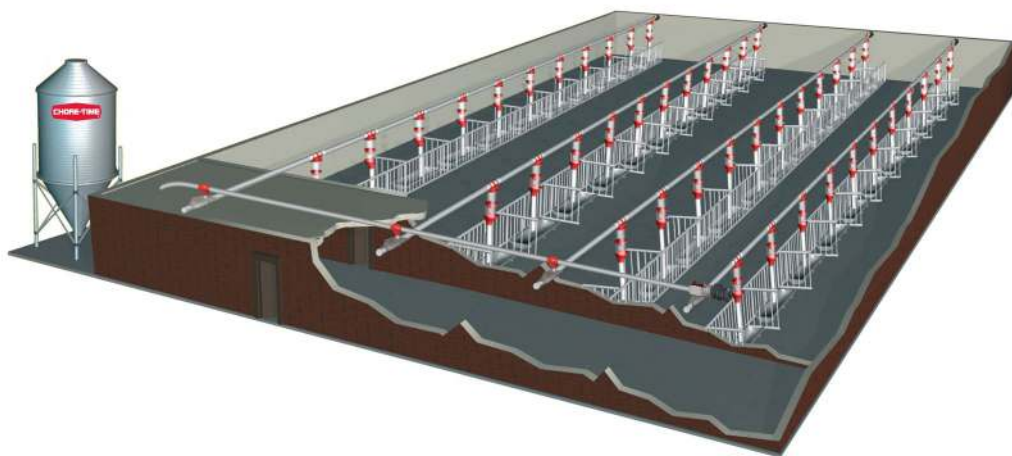
USE ONE PRIMARY FILL SYSTEM TO SUPPLY
FEED TO SEVERAL ROWS OF FEEDERS

- › Simple house layouts
- › Easy maintenance
- › Save on energy and equipment costs



FLAG™ FEED DELIVERY SYSTEM

The Chore-Time FLAG™ Feed Delivery System is designed for use in installations that have one primary feed fill system supplying several rows of feeders. The system can be operated in a variety of ways and with many different configurations depending on the feed delivery needs of the facility.



Simplicity

- › Using a FLAG Fill System enables all outlet drops to be placed directly over feeding stations without the need to use some angled drops at extensions or corners.
- › With a Chore-Time FLAG Fill System, there are fewer restrictions on bin placement and farmers gain the simplicity of one feed supply line entering the building.
- › Chore-Time's Feed Transfer Boot directs incoming feed from a Chore-Time FLEX-AUGER® Fill System to a FLEX-AUGER Model 55 Feed Conveying System feeder line.
- › The transfer boot is designed as an enclosed feed outlet and receiving hopper boot.

Easier maintenance

- › The FLAG System design has fewer corners or elbows for less wear on components and a lower maintenance cost.

Cost savings

- › The Model 55 FLEX-AUGER System is used with the FLAG System to transport feed up to 20 pounds per minute (maximum) for greater distances (up to 400 feet or 120 meters) without needing extensions or extra power units.

Chore-Time DOSFLOW™ Feeder

- › Accurately dispense a pre-determined amount of feed multiple times per day.
- › Graduated, easy-to-read feed level adjustment aids feeding individual amounts from one to 10 pounds (.5 to 4.5 kg) for pellet or mash feeds.
- › Automates transport of feed to individual sows to save labor.



OUTLET DROP

- › Feed outlets are easy to install where needed in the Chore-Time FLEX-AUGER System with several mounting options.
- › Simple shutoff features visual indicator for whether the drop is open or closed.

Chore-Time Classic Drop Feeder

- › Durable, corrosion-free one-piece units molded from plastic for longer life.
- › Easy-to-read feed level adjustment allows feeding individual sows from 3/4 to 10 pounds (0.3 to 4.5 kg).



CHORE-TIME®